

# CURIOSITY AT HOME

## HABITAT MATCH



*A habitat is the place that an animal lives. Wherever there is food, water, and shelter, animals have evolved traits to face the unique challenges of living in those environments. We call these traits adaptations. Some adaptations are physical, like color on a butterfly, but some are behavioral, like hibernation in bears to save energy in winter. Let's take a look at some animal adaptations that help animals in their habitats!*

### MATERIALS

- 6 animal cards (on following pages)
- 6 habitat cards (on following pages)
- 11 adaptation cards (on following pages)
- Map of the area you live (digital or print)
- Scissors
- Science notebook or paper
- Something to write with

### PROCEDURE

- Cut out the animal/habitat/adaptation cards.
- On each habitat card, write down two or three words to describe that habitat
- Look at a map of where you live. Where might you find each of these habitats?
- Take the animal cards and try to match them to their habitats. What clues about the animal's body help you know which habitat(s) they live in?



*Experiment continued on next page...*



Show us how you're being curious! Share your results with us.

PACIFIC  
SCIENCE  
CENTER



# CURIOSITY AT HOME

## HABITAT MATCH




### EXPLORE MORE

Choose another habitat and make a list in your science notebook of animals that live there. Name some adaptations that each animal has to help it live in that habitat.

### DID YOU KNOW?

This activity uses examples of adaptations for heat, snow, cold and water. Large ears are an important way of getting rid of excess body heat, and are found on animals like rabbits and elephants. Large feet spread an animal's weight around so it can walk on top of the snow without sinking, and furry feet can help an animal keep from losing too much body heat to the snow. Webbed feet can help an animal to swim more easily and oily, waterproof hair can keep that animal warm and dry while they swim.



Show us how you're being curious! Share your results with us.

PACIFIC  
SCIENCE  
CENTER





# CURIOSITY AT HOME

## HABITAT MATCH




### ANIMAL CARDS

*Cut each one out.*

Jackrabbit



Snowshoe Hare




WA Ground Squirrel



River Otter



Black Bear



Beaver



Show us how you're being curious! Share your results with us.

PACIFIC  
SCIENCE  
CENTER





# CURIOSITY AT HOME

## HABITAT MATCH




### HABITAT CARDS

*Cut each one out.*



DESERT:



RIVER/CREEK:



MOUNTAIN:



ALL 3 HABITATS:



Show us how you're being curious! Share your results with us.

PACIFIC  
SCIENCE  
CENTER



# CURIOSITY AT HOME

## HABITAT MATCH



### ADAPTATION CARDS

*Cut each one out.*

<b>Estivation (similar to hibernation)</b>	<b>Nocturnal</b>
<b>Furry feet</b>	<b>Water-resistant hairs</b>
<b>Hibernation</b>	<b>Water-resistant hairs</b>
<b>Large ears</b>	<b>Webbed feet</b>
<b>Large feet</b>	<b>Webbed feet</b>
<b>Lives underground</b>	



Show us how you're being curious! Share your results with us.

**PACIFIC  
SCIENCE  
CENTER**





# CURIOSITY AT HOME

## HABITAT MATCH



### 6–8 GRADE EXPLORATION

Explore the following questions and write your observations in your science notebook.

- One of the animals in this activity lives in many habitats. Can you think of other animals that live in many habitats? Make a list of some of these animals and an adaptation each one has that helps it survive in many different types of places.
- Choose an animal in this activity and imagine how it might have to adapt to live in a different habitat. What might this new animal might look like?
- Adaptations are passed down from generation to generation and not only help animals survive, but also help them to successfully reproduce, and thus pass on those traits. Choose one of the animals here, or another animal. Make a list or draw a picture of some of the animal's adaptations (physical or behavioral) that help them to successfully breed and care for their young.



Show us how you're being curious! Share your results with us.

PACIFIC  
SCIENCE  
CENTER

